



KentuckyOne Health™



Flaget Cancer Center

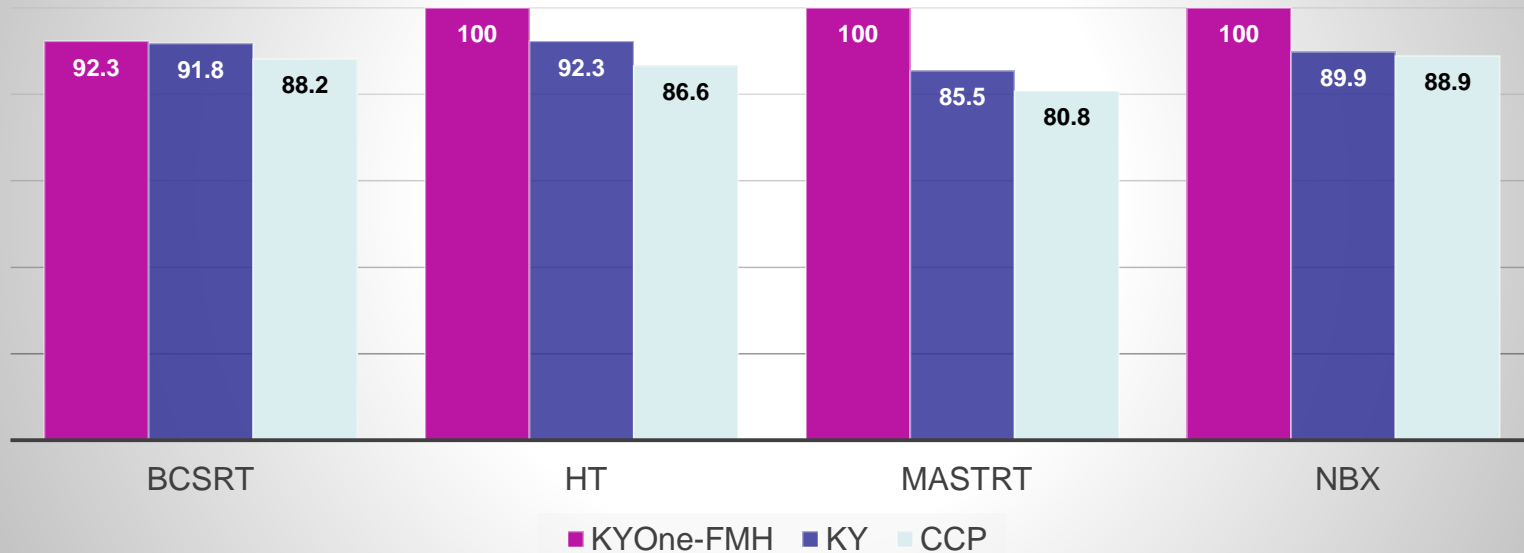
Public Reporting of Outcomes 2016

2014 Cancer Program Practice Profile Reports

Prepared: 11/18/2016

Flaget Cancer Center

Cancer Program Practice Profile Reports 2014 - Breast



BCSRT - Radiation is administered within 1 year (365 days) of diagnosis for women under the age of 70 receiving breast conservation surgery for breast cancer (Accountability)

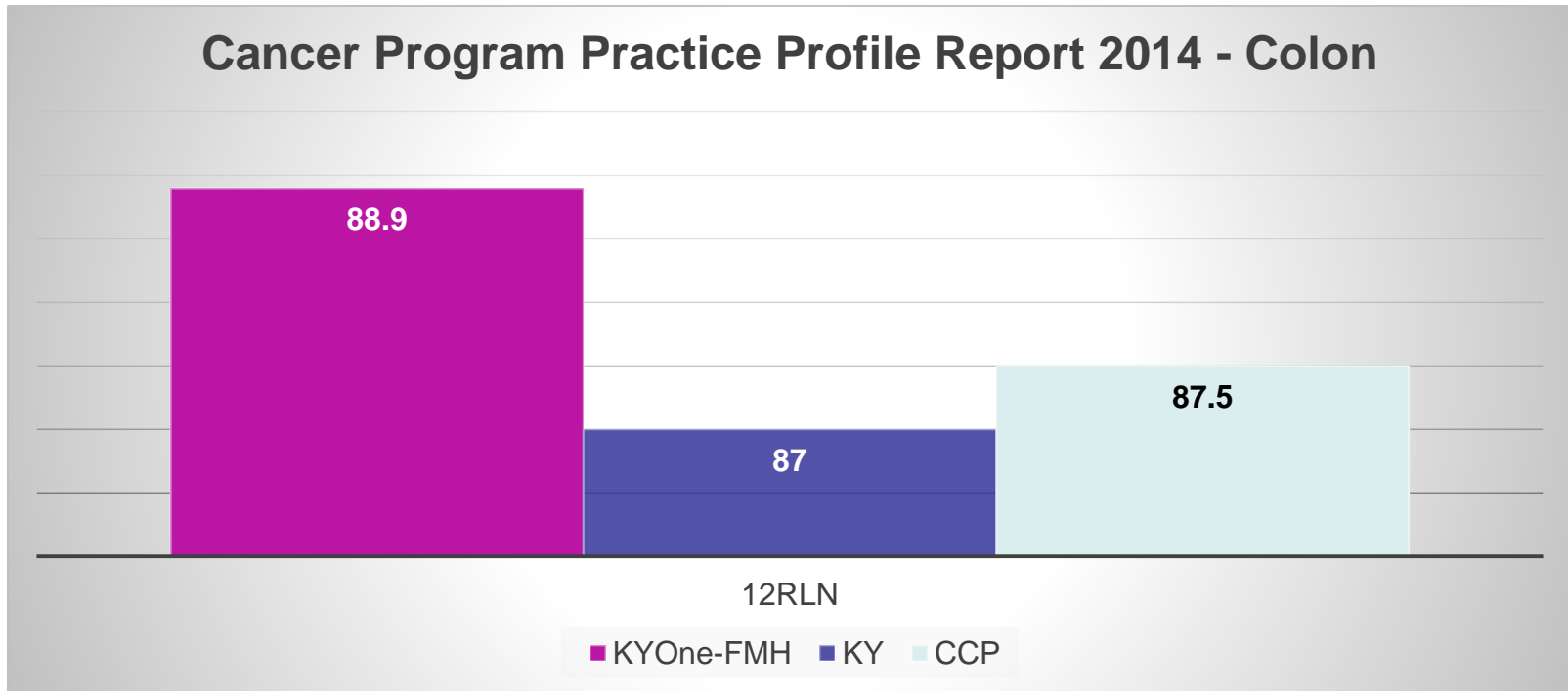
HT - Tamoxifen or third generation aromatase inhibitor is recommended or administered within 1 year (365 days) of diagnosis for women with AJCC T1c or stage IB-III hormone receptor positive breast cancer (Accountability)

MASTRT - Radiation therapy is recommended or administered following any mastectomy within 1 year (365 days) of diagnosis of breast cancer for women with ≥ 4 positive regional lymph nodes (Accountability)

nBx - Image or palpation-guided needle biopsy to the primary site is performed to establish diagnosis of breast cancer (Quality Improvement)

Flaget Cancer Center

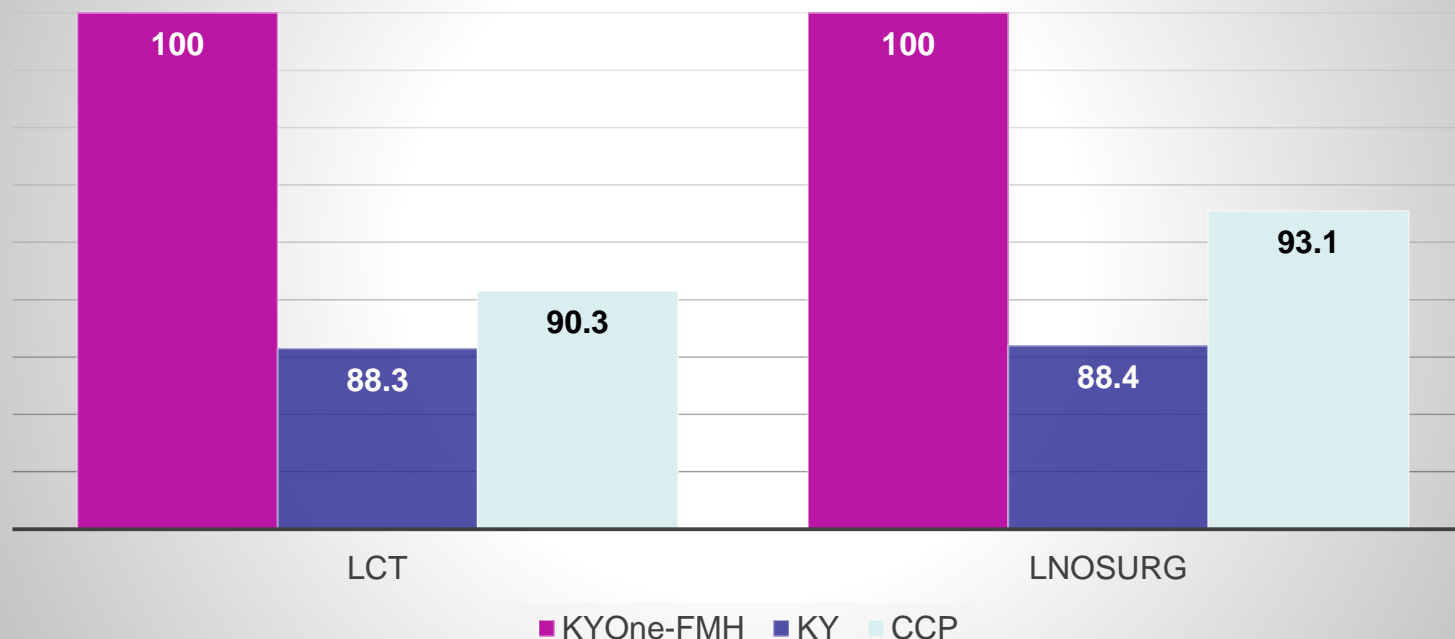
Cancer Program Practice Profile Report 2014 - Colon



At least 12 regional lymph nodes are removed and pathologically examined for resected colon cancer (Quality Improvement)

Flaget Cancer Center

Cancer Program Practice Profile Report 2014 - Lung



LCT - Systemic chemotherapy is administered within 4 months to day preoperatively or day of surgery to 6 months postoperatively, or it is recommended for surgically resected cases with pathologic lymph node-positive (pN1) and (pN2) NSCLC (Quality Improvement)

LNoSurg - Surgery is not the first course of treatment for cN2, M0 lung cases (Quality Improvement)